



Homeowners' Guide

TO PREVENTING DRYER VENT FIRES



PROTECT YOUR HOME. PREVENT FIRE HAZARDS. BREATHE EASIER.

CRYSTAL CLEAN | **DRYER VENT & AIR DUCT CLEANING EXPERTS**

www.crystalcleanvents.com

Table of Contents

03

Introduction

07

*Benefits of Professional
Dryer Vent Cleaning*

04

*The Hidden Dangers of
Clogged Dryer Vents*

08

*Emergency Action Plan:
What To Do If You
Suspect an Issue*

05

*7 Warning Signs Your
Dryer Vent May Be Clogged*

09

*How Crystal Clean
Can Help*

06

*Dryer Vent Maintenance
Tips for Homeowners*

10

Contact Us

Introduction

Each year, dryer vent fires cause thousands of house fires across the U.S., and most are completely preventable. This guide is designed to help homeowners understand the signs, risks, and preventative steps needed to protect their home and loved ones.

Whether your dryer is brand new or has been running for years, understanding how to maintain and monitor your dryer vent system is essential.







The Hidden Dangers

OF CLOGGED DRYER VENTS

Lint may seem harmless, but when it builds up in your dryer vent system, it becomes a major fire hazard. **A clogged dryer vent restricts airflow, causes the dryer to overheat, and can ignite the flammable debris inside the vent.**



Beyond fire risk, clogged vents can also:

-  *Reduce energy efficiency*
-  *Shorten the lifespan of your dryer*
-  *Lead to mold and mildew buildup*
-  *Release carbon monoxide (in gas dryers)*

**Can ignite the flammable
debris inside the vent.**

7 Warning Signs

YOUR DRYER VENT MAY BE CLOGGED

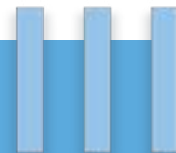
Pay attention to these signs that your vent may be in need of cleaning or inspection:



If you notice any of these symptoms, take action immediately to reduce your risk of a fire.

Dryer Vent

MAINTENANCE TIPS FOR HOMEOWNERS



Keeping your dryer vent system clear doesn't have to be complicated

Here are easy steps to reduce risk and improve dryer performance:

After Every Load:

- Clean the lint trap before every cycle

Monthly:

- Inspect the area behind your dryer for lint buildup
- Check the outdoor vent for blockages or debris

Every 6 Months:

- Vacuum around the lint trap housing
- Inspect the duct connection for damage or loose fittings

Annually:

- Schedule a professional dryer vent cleansing service

Pro Tip

If you have pets, a large household, or do laundry frequently, you may need to clean your dryer vent more often.

Benefits of

PROFESSIONAL DRYER VENT CLEANING

While DIY maintenance is essential, professional cleaning goes further.

Here's what you gain by calling the experts at Crystal Clean:



Fire Prevention

Deep removal of flammable lint and debris.



Improved Efficiency

Dryer works faster and uses less energy.



Extended Appliance Life

Reduce wear and tear.



Healthier Air Quality

Eliminate hidden mold and contaminants.



Peace of Mind

Technicians identify potential risks before they become emergencies.

Emergency Action Plan

WHAT TO DO IF YOU SUSPECT A DRYER VENT ISSUE

If you think your dryer vent may be clogged or poses a fire risk, follow this emergency action plan:

1.

Stop Using the Dryer Immediately

Turn off the dryer and unplug it from the wall to prevent overheating.

2.

Check for Visible Blockages

Look behind and around the dryer and the outdoor vent hood for lint or debris.

3.

Call a Professional

Contact a certified dryer vent technician, like Crystal Clean, for a full inspection and cleaning.

4.


Watch for Signs of Fire

If you see smoke, smell burning, or feel heat from the wall or vent area:

- Evacuate the house
- Call 911
- Do not attempt to put out a fire in the dryer or vent yourself

How Crystal Clean

CAN HELP



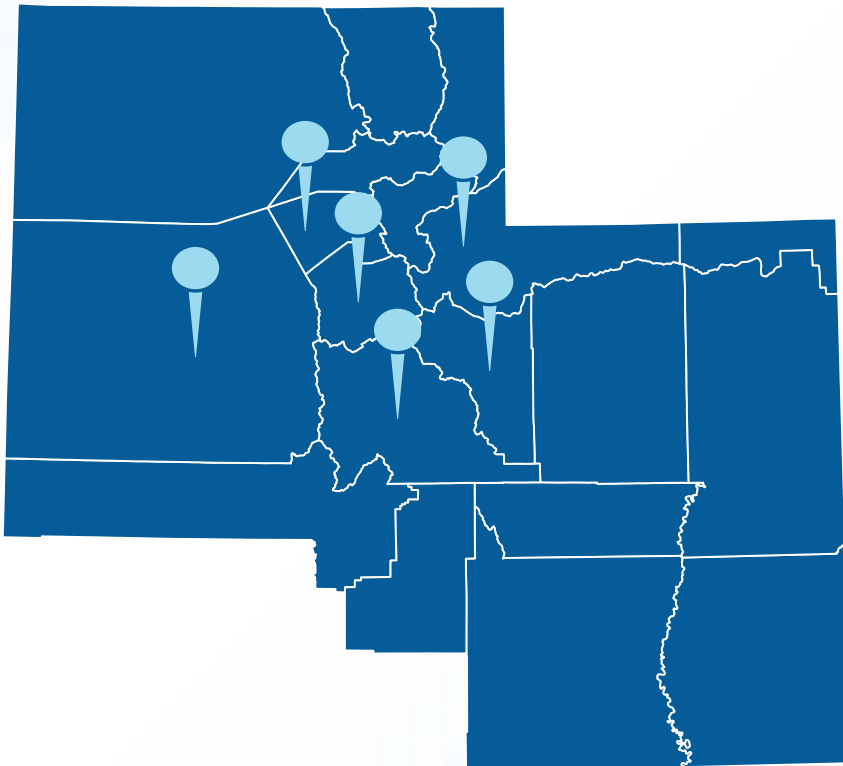
At Crystal Clean Vents, we specialize in dryer vent and air duct cleaning for residential homes across Utah

With years of experience and a commitment to safety, we're proud to help homeowners reduce fire risk and enjoy safer, cleaner indoor air.

When you book a dryer vent cleaning with us, you can expect:

- Friendly, certified technicians
- Powerful vacuum and brush tools to remove all debris
- Before-and-after visual inspection
- Clear, honest recommendations

Contact Us



Crystal Clean Vents Counties We Serve

- Salt Lake County
- Utah County
- Davis County
- Summit County
- Tooele County
- Wasatch County

 Call us: **801-561-0924**

Schedule Your **FREE** Estimate

Crystal Clean
VENTS, INC.

